

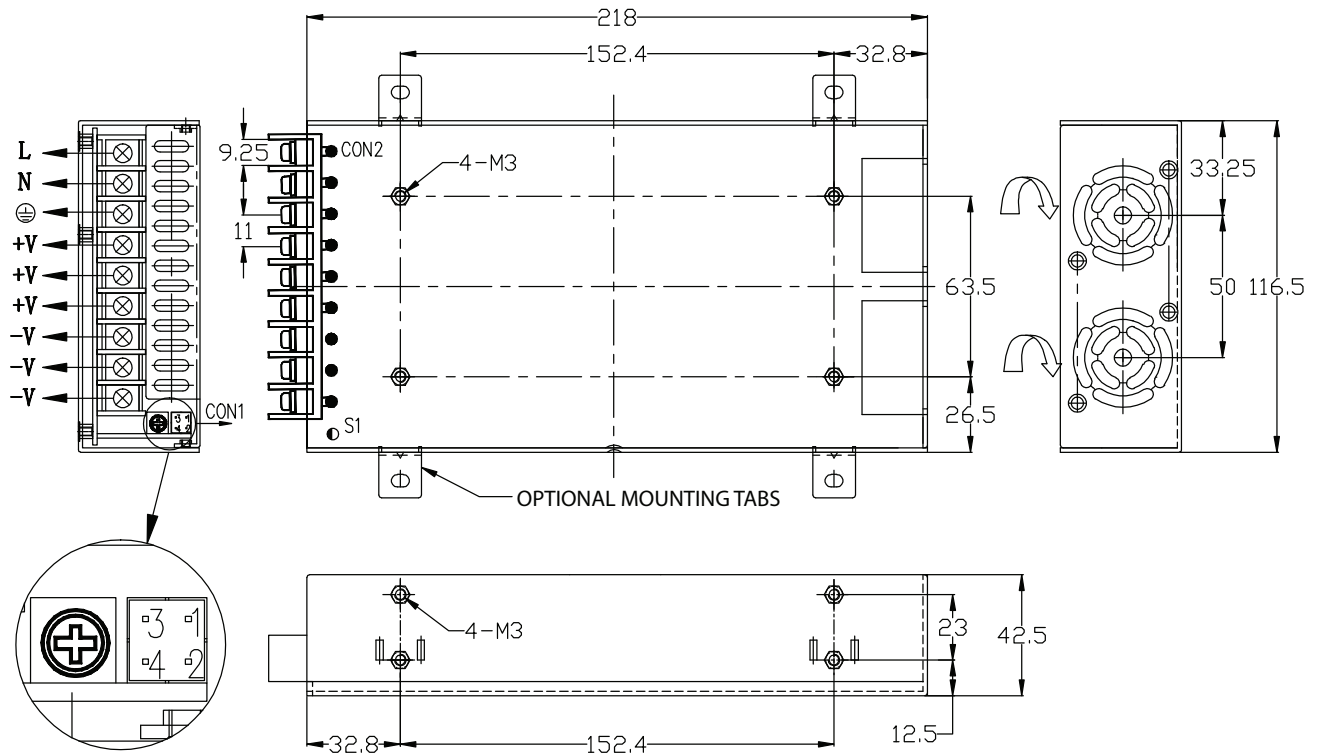
**Features:**

- Universal AC input/ Full range
- Built-in active PFC function, PF>0.96
- Built-in Fan Speed Control
- Built-in AC Inrush Current Limiting Circuit (<20A)
- Built-in Constant Current Limiting Circuit
- Built-in Remote Sense Function
- High Efficiency, and High Reliability
- Output Protections: OLP/OVP/OTP/SCP
- 1U Low Profile, 41mm
- 100% full load burn-in test

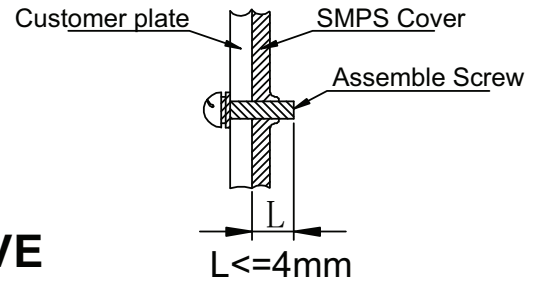


Model	QPDF-600-12	QPDF-600-24	QPDF-600-36	QPDF-600-48
Output Characteristics				
DC Output	12V	24V	36V	48V
Rated Current (100-127VAC)	34A	22A	14A	11A
Rated Current (128-264VAC)	42A	26.5A	17.5A	13.6A
Ripple and Noise	0~70°C	<120mV	<150mV	<200mV
	-30~0°C	<180mV	<150mV	<200mV
Voltage ADJ. Range	-5% ~ +10% of rated output voltage			
Voltage Accuracy	±2.0%	±2.0%	±2.0%	±2.0%
Line Regulation	±0.5%	±0.5%	±0.5%	±0.2%
Load Regulation	±1.0%	±1.0%	±1.0%	±1.0%
Set-up Time	<1.5s (230VAC input, full load), <3s (115VAC input, full load)			
Hold-up Time	>16ms (230VAC input, full load)			
Temperature Coefficient	±0.05%/°C			
Overshoot and Undershoot	<5.0%			
Input Characteristics				
Voltage Range	90VAC~264VAC, 127VDC~370VDC			
Frequency Range	47Hz-63Hz			
Power Factor (Typical)	PF>0.98/115VAC PF>0.96/230VAC			
Efficiency (Typical)	88%	89%	90%	90%
AC Current (max)	<9.0A			
Inrush Current (Typical)	<20A@230VAC Cold start			
Leakage Current	Input-Output: ≤0.25mA Input-PG: ≤3.50mA			
Protection				
Over Load (OLP)	110%~135% of rated output current, constant current, auto recovery			
Over Temperature (OTP)	105°C ± 5°C (detect on mosfet); shut down, auto recovery after the temperature decreases to 75°C			
Over Voltage (OVP)	110%~150% of rated output voltage, constant voltage, auto recovery			
Short Circuit (SCP)	Long-term mode, constant current, auto recovery			
Environmental Characteristics				
Operating Amb. Temp. & Hum	-30°C~70°C; 20%~90% RH Non-Condensing			
Storage Temp. & Hum	-40°C~85°C; 10%~95% RH Non-Condensing			
Safety Standards	IEC 60950-1:2005 (2nd Ed); UL60950-1 2nd Ed; EN60950-1: 2006			
Withstand Voltage	Primary-Secondary: 3.0KVAC;≤10mA. Primary-PG: 1.5KVAC;≤10mA. Secondary-PG: 0.5KVDC;≤10mA			
Isolation Resistance	≥100M ohms			
EMI Conduction & Radiation	Compliance to EN55022, Class B			
Harmonic Current	Compliance to EN61000-3-2, Class D			
EMS Immunity	Compliance to EN61000-4-2, 3, 4, 5, 6, 8, 11; ENV50204, heavy industry level			
General Characteristics				
MTBF (MIL-HDBK-217F)	More than 200,000Hrs (25°C, Full load)			
Dimension (LxWxH)	218x116.5x41mm			
Packing	6PCS/CTN. G.W: 8.7kgs			
Cooling Method	Forced air cooling (built-in DC fan)			

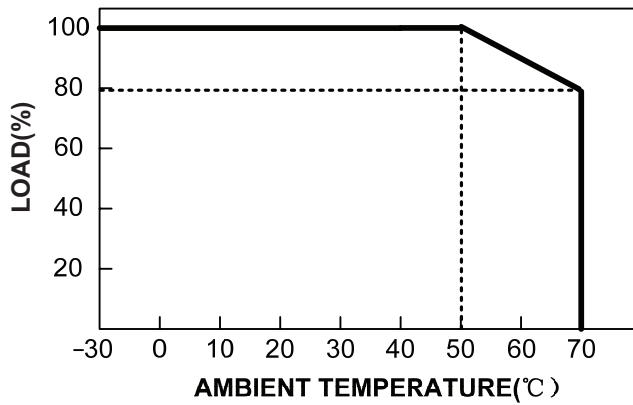
MECHANICAL SPECIFICATIONS



Pin No.	Assignment	Mating Housing	Terminal
1	+S (Remote Sense)	HRS DF11-4DS or equivalent	HRS DF11-4**SC or equivalent
2	-S (Remote Sense)		
3	DC-OK		
4	GND		



DERATING CURVE



UNIT: mm